



# DTR10

The DT Channel Frame Low Profile Dump Trailers are the go-to low profile dump models for your homeowner and light duty commercial projects. With standard features to keep your dump trailer hauling projects moving easy and efficiently.

## 10K Light Duty Tandem Axle Low Profile Dump



GVWR **9,990#**

LENGTH **10'**

PAYLOAD CAPACITY **8,050#**

CARGO CAPACITY **3.3 CU YDS**

DECK/BED WIDTH **72"**

DUMP ANGLE **45°**

HYDRAULICS TYPE **Single Acting Hydraulic Pump**

COUPLER TYPE **2 5/16" A Frame Coupler**

# DTR10

## 10K Light Duty Tandem Axle Low Profile Dump

### STANDARD FEATURES


LENGTH	10'
DECK WIDTH	72"
FRAME	6" Channel Frame
CROSSMEMBER	3" Channel
DUMP SIDE HT.	17" - 14 GA
FLOORING	12 GA One-Piece Steel
FENDERS	Smooth Steel
DUMP GATE	One-Piece Tailgate
RAMPS	N/A
JACKS	5K Top Wind Jack
LIFT TYPE	Single Ram Hydraulic Lift
AXLES	6,000 lb. Premium Axles
SUSPENSION	6-Leaf II
TIRES	ST225/75R15 8 ply Radial



### OPTIONAL FEATURES

- 24" Side Extension Kit
- 5A 110V Battery Charger
- Board Gusset Kit
- Landscape Gate w/ D Rings
- Spare Tire
- Spare Tire Mount
- Tarp Kit
- Wireless Remote

### STANDARD COLORS AVAILABLE



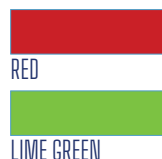
WHITE

IMPLEMENT YELLOW



BLUE

IMPLEMENT GREEN




RED

LIME GREEN



ORANGE

DARK GREEN



BLACK

YELLOW



DESERT TAN

HAMMERTONE BLACK



HAMMERTONE GRAY



**BWISETRAILERS.COM**

Visit our site for additional specifications